

Tech & Products

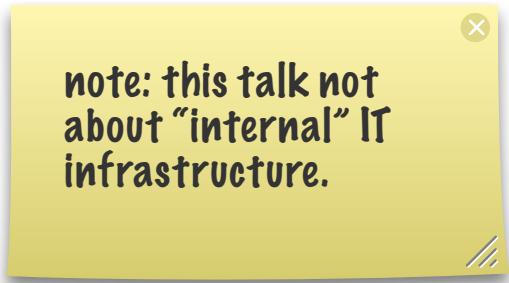
CC Summit 2013

Dan Mills | dan@creativecommons.org

Hi!
(an introduction)

Today we'll talk about...

- Tech vs Product: A different approach
- Status: What we've done so far
- Community: How we might organize



note: this talk not
about "internal" IT
infrastructure.

The product approach

A yellow sticky note with a close button in the top right corner and a small icon in the bottom right corner. The text on the note is in a bold, sans-serif font.

**vs previous tech
infrastructure approach**

Focus on specific users

OXO anecdote?
other?

Know who you are
designing for!

(next: Learn about their
specific tasks and
problems)

Design things **for them**

Learn, learn, learn

Know who you are
designing for!

Learn about their
specific tasks and
problems

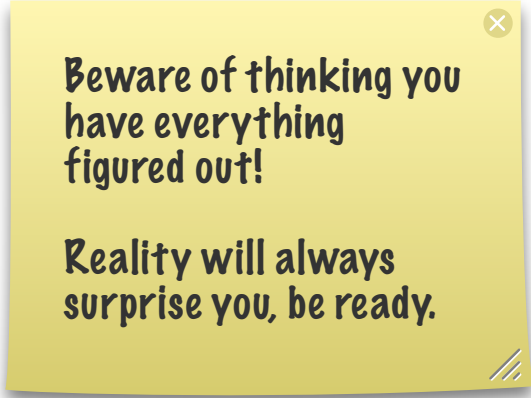
Design things **for them**

Build things that solve specific user problems

not your problems

***not market,
ecosystem,
infrastructure
problems***

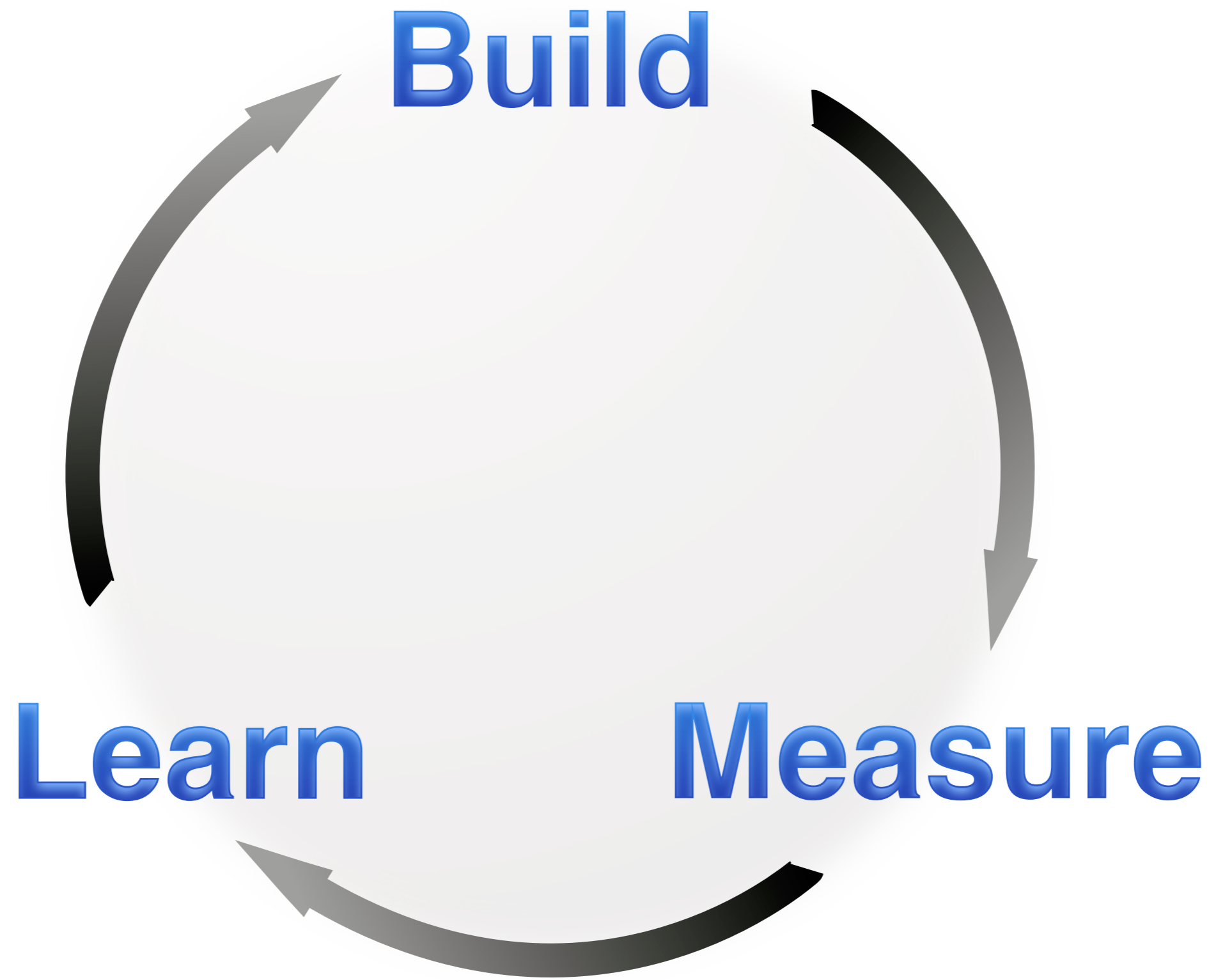
Measure key values



**Beware of thinking you
have everything
figured out!**

**Reality will always
surprise you, be ready.**

And back to learn!



The problem space

Selecting our target users

- We made lots of lists
- We developed a set of criteria to help us
- Result: we're focusing on **k-12 teachers**

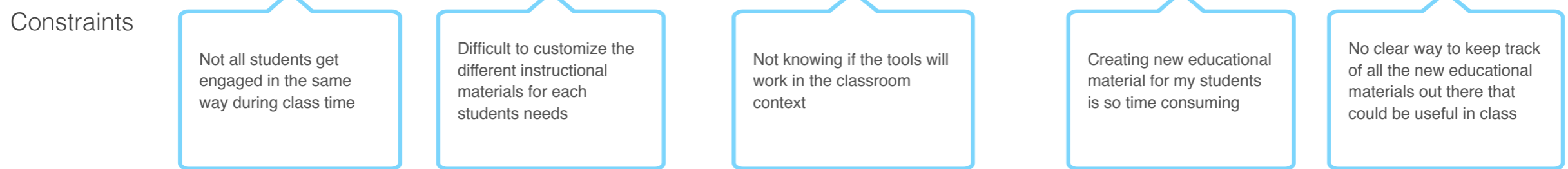
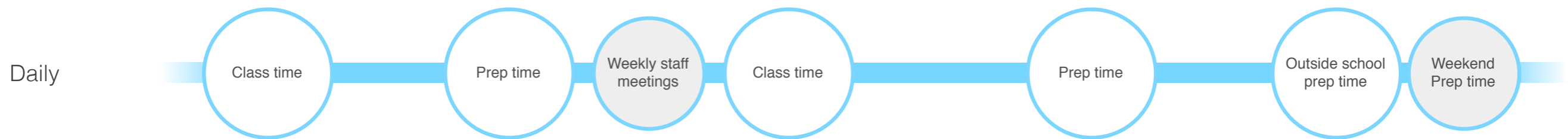
Learning about k-12 teachers

- Qualitative, one on one interviews
- In-context for some (at a school)
- Silicon valley focus for now

Lots and lots of data



A day in the life: The teacher's journey



Opportunity

How might we help K-12 teachers design and customize content for differentiated learning?

talk about key findings

A solution concept

- * bare bones on purpose!
- * from POV of teacher: does this really solve a problem?
- * from our POV: how does this further our mission?

Sally uses Pasteboard for the first time



Sally is an 8th grade science teacher who is browsing the web. While planning upcoming class lessons during her prep time she encounters a relevant article around the application of buoyancy for submarines.

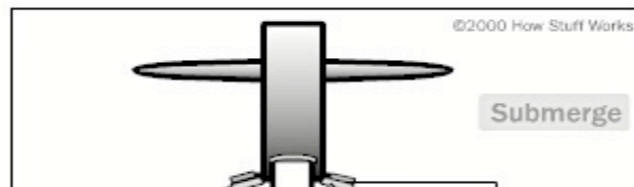


Photo courtesy U.S. Navy

Diving and Surfacing

A submarine or a ship can float because the weight of water that it displaces is equal to the weight of the ship. This displacement of water creates an upward force called the **buoyant force** and acts opposite to gravity, which would pull the ship down. Unlike a ship, a submarine can control its buoyancy, thus allowing it to sink and surface at will.

To control its buoyancy, the submarine has **ballast tanks** and auxiliary, or **trim tanks**, that can be alternately filled with water or air (see animation below). When the submarine is on the surface, the ballast tanks are filled with air and the submarine's overall density is less than that of the surrounding water. As the submarine dives, the ballast tanks are flooded with water and the air in the ballast tanks is vented from the submarine until its overall density is greater than the surrounding water and the submarine begins to sink (**negative buoyancy**). A supply of compressed air is maintained aboard the submarine in air flasks for life support and for use with the ballast tanks. In addition, the submarine has movable sets of short "wings" called **hydroplanes** on the stern (back) that help to control the angle of the dive. The hydroplanes are angled so that water moves over the stern, which forces the stern upward; therefore, the submarine is angled downward.



A submarine or a ship can float because the weight of water that it displaces is equal to the weight of the ship. This displacement of water creates an upward force called the buoyant force and acts opposite to gravity, which would pull the ship down. Unlike a ship, a submarine can control its buoyancy, thus allowing it to sink and surface at will.



The Volkswagen Beetle Convertible.


Learn more



MOST POPULAR

MOST WATCHED

1 10 Scientific Laws and Theories You Really Should Know



2 The Ultimate No-fly Zone Quiz



3 10 Completely False 'Facts' Everyone Knows



4 Why is it a bad idea to scare a vulture?



5 Science Puzzles: Ammonite Fossils



Pasteboard

Classroom docs > Untitled doc...

Clippings




Drag and drop your clippings here

Sally likes the content of the article but notices that she will need more illustrations to use it in class with her students. She decides to highlight and select the portions of the article that she finds relevant and drags them to the bottom left of the browser where the pasteboard tray opens. The dragged content becomes a clipping inside the tray.

Create account Log in

Article **Talk** Read Edit source Edit beta View history Search



WIKIPEDIA
The Free Encyclopedia

- Main page
- Contents
- Featured content
- Current events
- Random article
- Donate to Wikipedia
- Wikimedia Shop
- Interaction
 - Help
 - About Wikipedia
 - Community portal
 - Recent changes
 - Contact page
- Toolbox
- Print/export
- Languages
 - Česky
 - Deutsch
 - Bahasa Melayu
 - Nederlands
 - Polski

Ballast tank

From Wikipedia, the free encyclopedia

A **ballast tank** is a compartment within a boat, structure that holds water.

Contents [hide]

- 1 History
- 2 Ships
- 3 Submarines
- 4 Floating structures
- 5 Wakeboard boats
- 6 Environmental concerns
- 7 See also
- 8 References

Submarine control surfaces



Ballast locations on a submarine.

History [edit source | edit beta]

The basic concept behind the ballast tank can be seen in many forms of aquatic life, such as the blowfish or argonaut octopus,^[1] and the concept has been invented and reinvented many times by humans to serve a variety of purposes. For example, in 1849 Abraham Lincoln, then an Illinois attorney, patented a ballast-tank system to enable cargo vessels to pass over shoals in North American rivers.^[citation needed]

Ships [edit source | edit beta]

In order to provide adequate stability to vessels at sea, ballast is used to weigh the ship down and lower its centre of gravity. International agreements under the Safety Of Life At Sea (SOLAS) Convention require cargo vessels and passenger ships to be constructed so as to withstand certain kinds of damage. The criteria

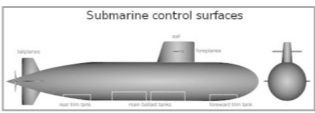
Pasteboard

Classroom docs > Untitled doc...

Clippings

“...A submarine or a ship can float because the weight of water that it displaces is equal to the weight of the ship. This displacement of...”

“...Ballast tanks are also integral to the stability and operation of deepwater offshore oil platforms and floating wind turbines.[2] The ballast facilitates...”



“...These ballast tanks are connected to pumps which can pump water in or out. These tanks are filled in order to add weight to the ship once cargo...”

Sally then goes Wikipedia in search of an illustration and discovers additional content that is relevant. She repeats the clipping process on a series of paragraphs as well as an image that illustrates buoyancy quite nicely.

File Edit View Insert Format Tools Table Help All changes saved

Comments Share

1 other viewer

Normal text Arial 11pt B I U A A

1 2 3 4 5 6 7

Name _____ Period ____ Date _____

Mini-Submarine Lab


Problem: Using the materials listed below, construct a submarine that will sink to the bottom of a 20 oz. bottle, touch the bottom, stay underwater for at least 10 seconds, and then float back up to the top of the water level. The movement of the submarine must be self-powered, without help from experimenters.

Materials per lab group

- Film canister with a hole in the lid
- 20 oz plastic bottle
- Pennies
- One effervescent antacid tablet
- Tap Water

How submarines work

Submarine control surfaces



Pasteboard

Classroom docs > Untitled doc...

Clippings

“...A submarine or a ship can float because the weight of water that it displaces is equal to the weight of the ship. This displacement of....”

“...Ballast tanks are also integral to the stability and operation of deepwater offshore oil platforms and floating wind turbines.[2] The ballast facilitates...”

Submarine control surfaces

“...These ballast tanks are connected to pumps which can pump water in or out. These tanks are filled in order to add weight to the ship once cargo...”

With her current clippings in hand inside her pasteboard, Sally goes to Google Docs and creates a new document. She begins writing the outline of her handout, she moves her cursor to the bottom left corner of her browser where the pasteboard tray opens and she drags one of the clippings she previously discovered into the handout. The content that she had clipped gets inserted into her Google document at the cursor location.

File Edit View Insert Format Tools Table Help All changes saved

Comments Share

1 other viewer

Normal text Arial 11pt B I U A A

1 2 3 4 5 6 7

Data: Record data and observations for each trial below.

Trial Data and Observations for Mini Submarine Lab

Trial	Amount of Tablet	Amount of Water	Observation

Conclusion: In complete sentences, describe what causes the submarine to sink, then to float. Use various principles and laws that you've learned from Chapter 16. Be specific.

Sally Hensen's References

1. Brain, Marshall, and Craig Freudenrich, Ph.D.. "How Submarines Work" 17 August 2000. HowStuffWorks.com. <<http://science.howstuffworks.com/transport/engines-equipment/submarine.htm>> 11 August 2013.

Sally notices that a new section was immediately added to her document where a series of links or references appear. She wonders what it's about, and reading more closely she realizes it's an attribution block for the content she just pasted.

Trial	Amount of Tablet	Amount of Water	Observation

Conclusion: In complete sentences, describe what causes the submarine to sink, then to float. Use various principles and laws that you've learned from Chapter 16. Be specific.

Sally Hensen's References

1. Brain, Marshall, and Craig Freudenrich, Ph.D.. "How Submarines Work" 17 August 2000. HowStuffWorks.com. <<http://science.howstuffworks.com/transport/engines-equipment/submarine.htm>> 11 August 2013.
- ✿ 2. ^ Musial, W.; S. Butterfield, A. Boone (2003-11). "Feasibility of Floating Platform Systems for Wind Turbines". NREL preprint (NREL) (NREL/CP-500-34874): pp. 2-3. Retrieved 2010-05-04.
- ✿ 3. ^ [BBC News: Microwaves 'cook ballast aliens'](#)

[View all the references](#)

Sally continues to paste the other clippings from her pasteboard tray and edits the document, both tweaking what is there, as well as creating new text sections of her own. She notices that the 'attribution block' gets updated automatically as she drops in more content from her pasteboard tray, which she finds very handy. The handout is ready, and she plans to share it with her students via the Google Docs built-in share feature.

A few days later, after class...

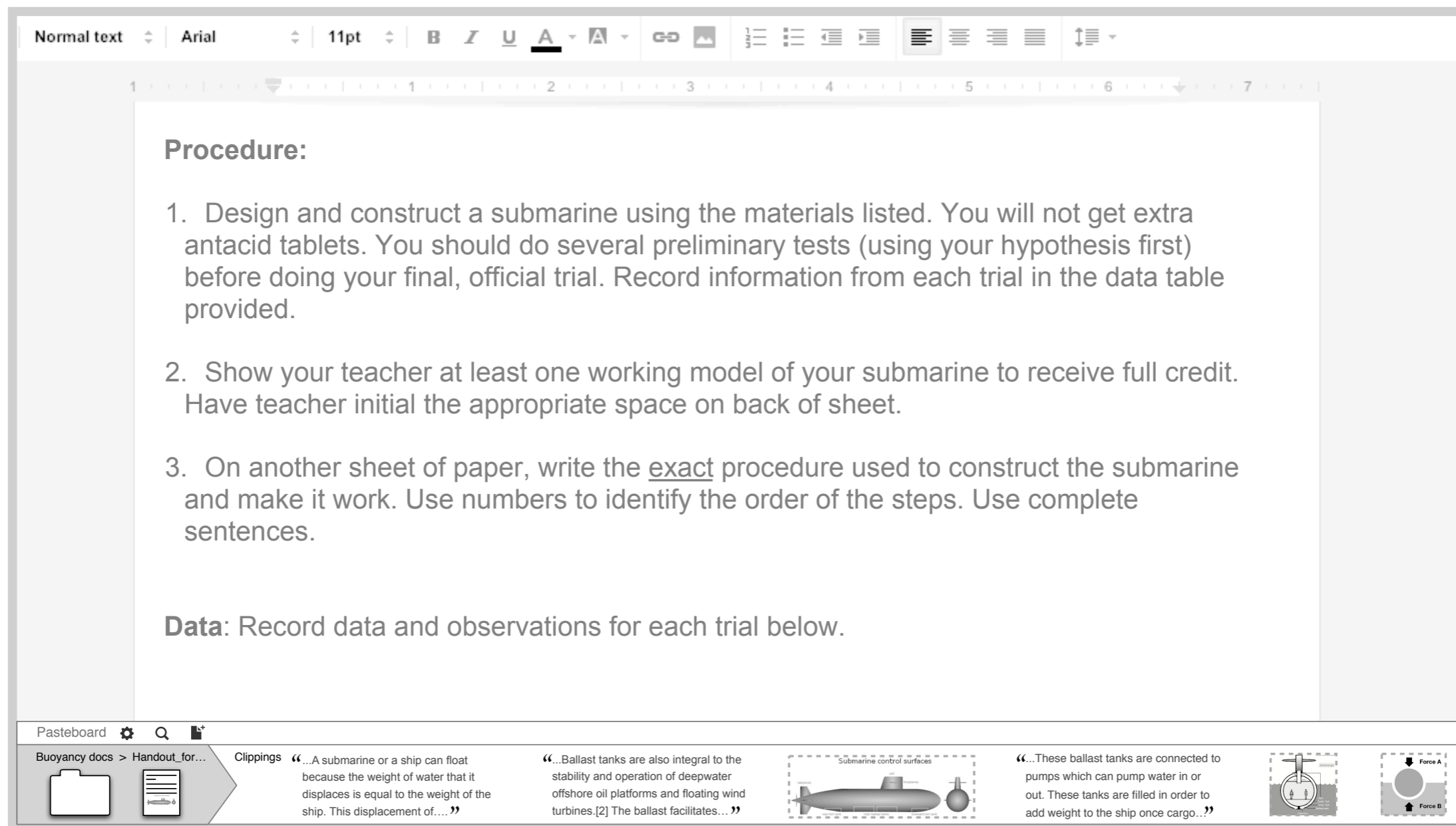


During Sally's office hours, one of the students drops by and mentions to Sally how cool she found one of the source materials that was linked from the 'attribution block' inside the handout.



Megan, another 8th grade science teacher, overhears this conversation and asks what this cool link was. Sally then shares the handout with Megan who notices the link is in a references section, and asks Sally how she put together that block. Sally tells her about this new tool she's been trying out to collect and put together her class materials and gives her the name of this service. Megan likes it, but wonders if the location or appearance of the block might be customizable.

Megan starts building on top of Sally's work



The screenshot shows a Google Docs interface. The main document content includes:

Procedure:

1. Design and construct a submarine using the materials listed. You will not get extra antacid tablets. You should do several preliminary tests (using your hypothesis first) before doing your final, official trial. Record information from each trial in the data table provided.
2. Show your teacher at least one working model of your submarine to receive full credit. Have teacher initial the appropriate space on back of sheet.
3. On another sheet of paper, write the exact procedure used to construct the submarine and make it work. Use numbers to identify the order of the steps. Use complete sentences.

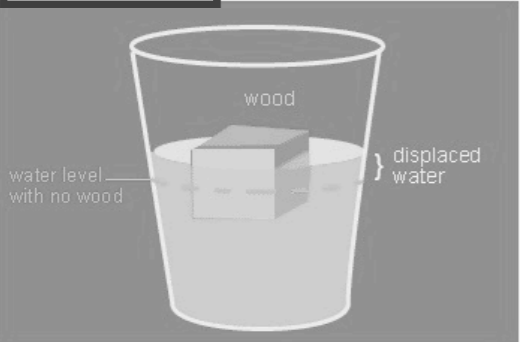
Data: Record data and observations for each trial below.

The bottom of the screen shows a 'Pasteboard' tray with several items:

- A folder icon labeled 'Buoyancy docs > Handout_for...'
- A document icon labeled 'Clippings'.
- Text clipping: "...A submarine or a ship can float because the weight of water that it displaces is equal to the weight of the ship. This displacement of..."
- Text clipping: "...Ballast tanks are also integral to the stability and operation of deepwater offshore oil platforms and floating wind turbines.[2] The ballast facilitates..."
- An image of a submarine labeled 'Submarine control surfaces'.
- Text clipping: "...These ballast tanks are connected to pumps which can pump water in or out. These tanks are filled in order to add weight to the ship once cargo..."
- A diagram of a ballast tank system.
- A diagram showing forces 'Force A' and 'Force B'.

Megan thinks the tool is a cool idea, and signs up to use it. She also has a class on buoyancy coming up soon, and decides to use the handout that Sally put together, but she has a few kids who are more visual learners, so she plans to do a few tweaks of her own to add more visuals. Megan duplicates Sally's handout using Google Docs' "Make a Copy" feature, and notices that when she moves her cursor to the bottom of her browser the pasteboard tray comes up already pre-filled with the clippings that Sally had put together to create the handout. She is amazed that she is able to take a peek into Sally's research effort simply by opening this document.


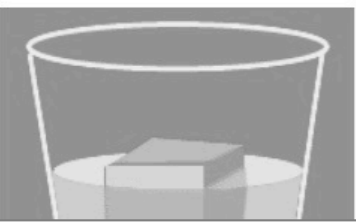
1 How does Buoyancy work?



When you place a block of wood in a pail of water, the block displaces some of the water, and the water level goes up.

If you could weigh the water that the wood displaces, you would find that its weight equals the weight of the wood.

This doesn't mean that if you had a few blocks of wood that were exactly the same size and shape, they would each displace the same amount of water. A block of wood made of oak, for example, sits deeper in the water (and therefore displaces more of the water) than does a block of pine. The reason is that it's heavier for its size, or denser -- in this case, the molecules that make it up are more closely packed together than the molecules that make up the pine.

If you could somehow keep increasing the density of the block, it would sink lower and lower into the water. When its density increased enough to displace an amount of water whose weight was equal to the weight of the block, it would, in a sense, become weightless in the water.

Pasteboard

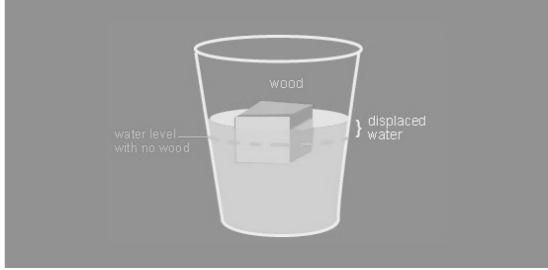
Buoyancy docs > Handout_for...

Clippings

“...A submarine or a ship can float because the weight of water that it displaces is equal to the weight of the ship. This displacement of...”

2 View Insert Format Tools Table Help All changes saved

Normal text Arial 11pt B I U A



Procedure:

1. Design and construct a submarine from each trial in the data table pro
2. Show your teacher at least one wo the appropriate space on the back
3. On another sheet of paper, write th and use complete sentences to id

Megan Lee's References

1. Olson, Michael "Density Principles" 11 M

Sally Hensen's References

1. Brain, Marshall, and Craig Freudenrich

Megan visits some sites of her own and clips the content she needs, and when she pastes the content into her new handout, she notices that the 'attribution block' is updated to reflect her effort whilst retaining attribution for Sally's previous effort. She finds this pretty amazing, and realizes that this tool is about building on top of each other's work.

Accessing the Pasteboard UI service

Pasteboard

[Sign up](#) | [Log in](#)

Document name: `Handout_for_bouyancy_PHYSICS_89.doc`



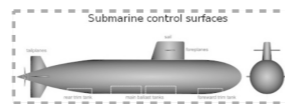
Sally Hensen's References

1. Brain, Marshall, and Craig Freudenrich, Ph.D.. "How Submarines Work" 17 August 2000. HowStuffWorks.com. <<http://science.howstuffworks.com/transport/engines-equipment/submarine.htm>> 11 August 2013.
2. ^ Musial, W.; S. Butterfield, A. Boone (2003-11). "Feasibility of Floating Platform Systems for Wind Turbines". NREL preprint (NREL) (NREL/CP-500-34874): pp. 2-3. Retrieved 2010-05-04.
3. ^ BBC News: [Microwaves 'cook ballast aliens'](#)

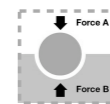
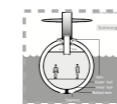
Clippings from '`Handout_for_bouyancy_PHYSICS_89.doc`'

“...A submarine or a ship can float because the weight of water that it displaces is equal to the weight of the ship. This displacement of...”

“...Ballast tanks are also integral to the stability and operation of deepwater offshore oil platforms and floating wind turbines.[2] The ballast facilitates...”



“...These ballast tanks are connected to pumps which can pump water in or out. These tanks are filled in order to add weight to the ship once cargo...”

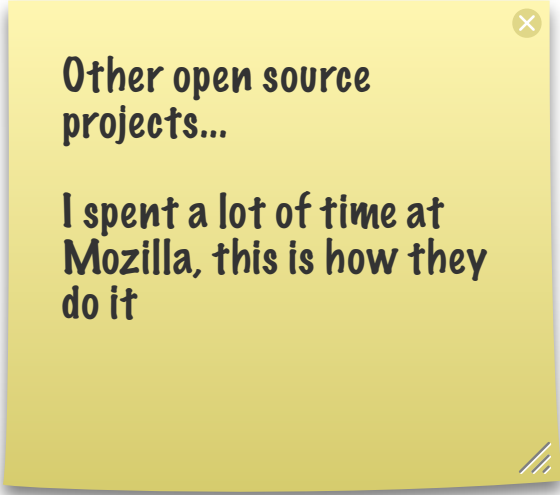


[Back to home page](#)

How do you get
involved?

The module system

The what?



Other open source projects...


I spent a lot of time at Mozilla, this is how they do it

**A “module” is a unit of
organization**

Modules

- Organize the things we do
- Recognize who is responsible
- Resolve disputes, make decisions
- All in an open community

Module



Owner(s)


Peers



Code

Docs

Other




Volunteers

**How are modules
managed?**


Governance

Contributor agreements
Community guidelines




Owner(s)

Peers



Rules
Modules
Owners

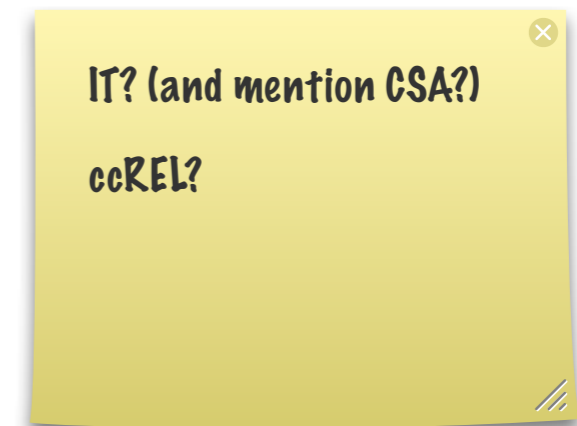


Volunteers


Module areas

- Governance
- Website
- Pasteboard

- ...your proposal!



This is a conversation, join in!



open meetings to be set-up
cc-level mailing list
reach me directly

Thanks for listening!

Questions?